































19 200m Freestyle Men Heat

Official



















| Rank | Competitor | Age | Club | RT | PTS | Result | |
|------|--|-----|------|------|-----|---|----|
| 1 | James Leigh | 19 | | 0.74 | | 1:50.22 Entry: 1:51.04 -0.82 | QA |
| | 50m: 25.73 100m: 53.25 (27.52) 150m: 1:21.75 (28.50) 200m: 1:50.22 (28.47) | | | | | | |
| 2 | Lewis Clareburt | 26 | | 0.71 | | 1:50.38 Entry: 1:45.57 +4.81 | QA |
| | 50m: 25.82 100m: 53.91 (28.09) 150m: 1:22.25 (28.34) 200m: 1:50.38 (28.13) | | | | | | |
| 3 | Harvey Larke (\ | 20 | | 0.67 | | 1:50.45 Entry: 1:50.20 +0.25 | QA |
| | 50m: 25.64 100m: 53.28 (27.64) 150m: 1:21.69 (28.41) 200m: 1:50.45 (28.76) | | | | | | |
| 4 | Larn Hamblyn-C | 20 | | 0.73 | | 1:52.09 Entry: 1:52.90 -0.81 | QA |
| | 50m: 26.25 100m: 54.65 (28.40) 150m: 1:23.57 (28.92) 200m: 1:52.09 (28.52) | | | | | | |
| 5 | Fraser Walker | 18 | | 0.77 | | 1:52.99 Entry: 1:52.11 +0.88 | QA |
| | 50m: 25.97 100m: 53.89 (27.92) 150m: 1:23.23 (29.34) 200m: 1:52.99 (29.76) | | | | | | |
| 6 | Igor Russanov | 18 | | 0.73 | | 1:53.00 Entry: 1:51.98 +1.02 | QA |
| | 50m: 26.07 100m: 54.57 (28.50) 150m: 1:23.33 (28.76) 200m: 1:53.00 (29.67) | | | | | | |
| 7 | Zachary Dell | 25 | | 0.70 | | 1:53.28 Entry: 1:53.59 -0.31 | QA |
| | 50m: 25.41 100m: 53.38 (27.97) 150m: 1:23.01 (29.63) 200m: 1:53.28 (30.27) | | | | | | |
| 8 | Brendan Visser | 20 | | 0.67 | | 1:53.51 Entry: 1:51.78 +1.73 | QA |
| | 50m: 25.82 100m: 53.83 (28.01) 150m: 1:23.38 (29.55) 200m: 1:53.51 (30.13) | | | | | | |
| 9 | Grayson Coulte | 14 | | 0.73 | | 1:53.66 Entry: 1:52.13 +1.53 | QC |
| | 50m: 26.06 100m: 54.50 (28.44) 150m: 1:23.93 (29.43) 200m: 1:53.66 (29.73) | | | | | | |
| 10 | Kevin Zhang | 19 | | 0.64 | | 1:53.89 Entry: 1:50.25 +3.64 | QC |
| | 50m: 25.80 100m: 54.26 (28.46) 150m: 1:23.96 (29.70) 200m: 1:53.89 (29.93) | | | | | | |
| 11 | Sam Brown | 22 | | 0.75 | | 1:54.18 Entry: 1:51.71 +2.47 | QC |
| | 50m: 26.58 100m: 55.56 (28.98) 150m: 1:24.96 (29.40) 200m: 1:54.18 (29.22) | | | | | | |
| 12 | Liam Curling | 16 | | 0.69 | | 1:54.91 Entry: 1:53.77 +1.14 | QC |
| | 50m: 26.07 100m: 55.03 (28.96) 150m: 1:24.80 (29.77) 200m: 1:54.91 (30.11) | | | | | | |
| 13 | Ryan Peck | 20 | | 0.67 | | 1:55.76 Entry: 1:52.77 +2.99 | QC |
| | 50m: 25.91 100m: 54.69 (28.78) 150m: 1:24.34 (29.65) 200m: 1:55.76 (31.42) | | | | | | |

| | | | | | | |
|----|--|--------|--|------|---------------------------------|----|
| 14 | Charlie Dickisor | 15 | | 0.71 | 1:56.68 Entry: 1:55.84 +0.84 | QC |
| | 50m: 26.55 100m: 56.21 (29.66) 150m: 1:25.96 (29.75) 200m: 1:56.68 (30.72) | | | | | |
| 15 | Daniel Kregting | 18 | | 0.68 | 1:57.04 Entry: 1:56.94 +0.10 | QB |
| | 50m: 27.04 100m: 57.21 (30.17) 150m: 1:27.88 (30.67) 200m: 1:57.04 (29.16) | | | | | |
| 16 | Samuel Lang (V) | 16 | | 0.69 | 1:57.32 Entry: 1:58.60 -1.28 | QC |
| | 50m: 26.97 100m: 56.80 (29.83) 150m: 1:26.50 (29.70) 200m: 1:57.32 (30.82) | | | | | |
| 17 | Nemanja Markc | 17 | | 0.65 | 1:57.74 Entry: 1:56.33 +1.41 | QB |
| | 50m: 26.56 100m: 56.04 (29.48) 150m: 1:27.33 (31.29) 200m: 1:57.74 (30.41) | | | | | |
| 18 | Neo Urlich | 18 | | 0.72 | 1:57.82 Entry: 1:57.00 +0.82 | QB |
| | 50m: 26.87 100m: 56.47 (29.60) 150m: 1:26.84 (30.37) 200m: 1:57.82 (30.98) | | | | | |
| 19 | Jack Love | 19 | | 0.72 | 1:58.01 Entry: 1:56.19 +1.82 | QC |
| | 50m: 27.53 100m: 57.11 (29.58) 150m: 1:27.65 (30.54) 200m: 1:58.01 (30.36) | | | | | |
| 20 | Joel Verran | 20 | | 0.72 | 1:58.58 Entry: 1:56.16 +2.42 | |
| | 50m: 26.94 100m: 56.85 (29.91) 150m: 1:27.48 (30.63) 200m: 1:58.58 (31.10) | | | | | |
| 21 | Daniel Ecclesto | 16 | | 0.67 | 1:58.62 Entry: 1:59.90 -1.28 | |
| | 50m: 27.57 100m: 57.94 (30.37) 150m: 1:28.67 (30.73) 200m: 1:58.62 (29.95) | | | | | |
| 22 | Dominic Barton | 14 | | 0.71 | 1:58.97 Entry: 1:58.87 +0.10 | |
| | 50m: 26.12 100m: 55.58 (29.46) 150m: 1:26.91 (31.33) 200m: 1:58.97 (32.06) | | | | | |
| 23 | Luke Jackson | 18 | | 0.74 | 1:59.17 Entry: 1:56.08 +3.09 | QB |
| | 50m: 27.11 100m: 57.05 (29.94) 150m: 1:28.19 (31.14) 200m: 1:59.17 (30.98) | | | | | |
| 24 | Zandre Herbst | 15 | | 0.70 | 1:59.28 Entry: 2:00.00 -0.72 | |
| | 50m: 27.41 100m: 57.04 (29.63) 150m: 1:28.17 (31.13) 200m: 1:59.28 (31.11) | | | | | |
| 25 | Sheldon Hogan | 16 | | 0.72 | 1:59.52 Entry: 2:00.01 -0.49 | |
| | 50m: 27.67 100m: 57.33 (29.66) 150m: 1:28.42 (31.09) 200m: 1:59.52 (31.10) | | | | | |
| 26 | Declan Budd (V) | S14 18 | | 0.65 | 1:59.53 Entry: 1:56.19 +3.34 | QB |
| | 50m: 27.43 100m: 57.59 (30.16) 150m: 1:27.78 (30.19) 200m: 1:59.53 (31.75) | | | | | |
| 27 | Bradley Searle | 17 | | 0.63 | 1:59.54 Entry: 2:00.40 -0.86 | QB |
| | 50m: 27.44 100m: 57.31 (29.87) 150m: 1:28.53 (31.22) 200m: 1:59.54 (31.01) | | | | | |
| 28 | Alexander Copc | 17 | | 0.63 | 1:59.75 Entry: 1:59.33 +0.42 | QB |
| | 50m: 27.96 100m: 58.23 (30.27) 150m: 1:29.25 (31.02) 200m: 1:59.75 (30.50) | | | | | |
| 29 | Alex Sandford | 16 | | 0.75 | 2:00.24 Entry: 1:59.47 +0.77 | |
| | | | | | | |

50m: 27.60 100m: 57.28 (29.68) 150m: 1:28.92 (31.64) 200m: 2:00.24 (31.32)

| | | | | | | |
|----|---|----|---|------|---|----|
| 30 |  Dieter Buissinne | 22 |  | 0.69 | 2:00.75 Entry: 1:58.10 +2.65 | |
| | 50m: 27.35 100m: 57.72 (30.37) 150m: 1:29.62 (31.90) 200m: 2:00.75 (31.13) | | | | | |
| 31 |  Isaac Gear | 18 |  | 0.68 | 2:00.79 Entry: 1:59.45 +1.34 | QB |
| | 50m: 26.81 100m: 56.98 (30.17) 150m: 1:28.75 (31.77) 200m: 2:00.79 (32.04) | | | | | |
| 32 |  Sam Rowe | 17 |  | 0.69 | 2:01.01 Entry: 2:01.50 -0.49 | |
| | 50m: 27.68 100m: 58.23 (30.55) 150m: 1:29.32 (31.09) 200m: 2:01.01 (31.69) | | | | | |
| 33 |  Corne Diener | 18 |  | 0.63 | 2:01.31 Entry: 2:03.83 -2.52 | |
| | 50m: 28.26 100m: 59.11 (30.85) 150m: 1:29.81 (30.70) 200m: 2:01.31 (31.50) | | | | | |
| 34 |  Jacob Humphrie | 17 |  | 0.75 | 2:01.63 Entry: 2:00.47 +1.16 | |
| | 50m: 26.17 100m: 55.76 (29.59) 150m: 1:28.27 (32.51) 200m: 2:01.63 (33.36) | | | | | |
| 35 |  Ethan Stocks | 18 |  | 0.67 | 2:02.10 Entry: 2:00.76 +1.34 | |
| | 50m: 26.94 100m: 56.95 (30.01) 150m: 1:28.85 (31.90) 200m: 2:02.10 (33.25) | | | | | |
| 35 |  Ryleigh McEwa | 17 |  | 0.67 | 2:02.10 Entry: 1:59.85 +2.25 | |
| | 50m: 27.09 100m: 57.87 (30.78) 150m: 1:30.11 (32.24) 200m: 2:02.10 (31.99) | | | | | |
| 37 |  Damon Krauss | 17 |  | 0.63 | 2:02.18 Entry: 2:01.19 +0.99 | |
| | 50m: 28.04 100m: 58.68 (30.64) 150m: 1:30.64 (31.96) 200m: 2:02.18 (31.54) | | | | | |
| 38 |  Kase Glintmeyer | 15 |  | 0.69 | 2:02.35 Entry: 2:01.26 +1.09 | |
| | 50m: 27.78 100m: 58.13 (30.35) 150m: 1:30.21 (32.08) 200m: 2:02.35 (32.14) | | | | | |
| 39 |  Jonathan Swan | 18 |  | 0.65 | 2:02.63 Entry: 2:03.99 -1.36 | |
| | 50m: 27.81 100m: 58.48 (30.67) 150m: 1:30.55 (32.07) 200m: 2:02.63 (32.08) | | | | | |
| 40 |  Sean Burke | 17 |  | 0.73 | 2:03.28 Entry: 2:00.26 +3.02 | |
| | 50m: 27.55 100m: 57.89 (30.34) 150m: 1:30.14 (32.25) 200m: 2:03.28 (33.14) | | | | | |
| 41 |  Samuel Asiata | 17 |  | 0.70 | 2:03.52 Entry: 2:01.14 +2.38 | |
| | 50m: 27.76 100m: 58.89 (31.13) 150m: 1:30.91 (32.02) 200m: 2:03.52 (32.61) | | | | | |
| 42 |  Lukas Hell | 16 |  | 0.68 | 2:03.67 Entry: 2:03.24 +0.43 | |
| | 50m: 27.47 100m: 58.08 (30.61) 150m: 1:31.44 (33.36) 200m: 2:03.67 (32.23) | | | | | |
| 43 |  Flynn Grace | 18 |  | 0.76 | 2:03.71 Entry: 2:03.11 +0.60 | |
| | 50m: 28.65 100m: 59.86 (31.21) 150m: 1:32.09 (32.23) 200m: 2:03.71 (31.62) | | | | | |
| 44 |  Zachary Horton | 14 |  | 0.69 | 2:04.02 Entry: 2:02.06 +1.96 | |
| | 50m: 28.26 100m: 1:00.09 (31.83) 150m: 1:31.63 (31.54) 200m: 2:04.02 (32.39) | | | | | |

2:04.30

| | | | | | | |
|----|---|----|---|------|----------------|-------|
| 45 |  Jack Barton | 18 |  | 0.73 | Entry: 2:01.49 | +2.81 |
| | 50m: 27.79 100m: 58.55 (30.76) 150m: 1:30.99 (32.44) 200m: 2:04.30 (33.31) | | | | | |
| 46 |  Ewan O'Connor | 17 |  | 0.74 | 2:04.71 | +2.51 |
| | Entry: 2:02.20 50m: 28.39 100m: 59.73 (31.34) 150m: 1:32.32 (32.59) 200m: 2:04.71 (32.39) | | | | | |
| 47 |  Connor Webby | 16 |  | 0.67 | 2:04.77 | +1.66 |
| | Entry: 2:03.11 50m: 28.34 100m: 1:00.00 (31.66) 150m: 1:32.53 (32.53) 200m: 2:04.77 (32.24) | | | | | |
| 48 |  Caign Boonen | 18 |  | 0.73 | 2:05.19 | +6.58 |
| | Entry: 1:58.61 50m: 27.97 100m: 59.02 (31.05) 150m: 1:31.86 (32.84) 200m: 2:05.19 (33.33) | | | | | |
| 49 |  Ethan O'Mara | 17 |  | 0.69 | 2:05.24 | +2.98 |
| | Entry: 2:02.26 50m: 28.48 100m: 1:00.06 (31.58) 150m: 1:32.52 (32.46) 200m: 2:05.24 (32.72) | | | | | |
| 50 |  Sam Li | 17 |  | 0.78 | 2:05.26 | +3.62 |
| | Entry: 2:01.64 50m: 30.37 100m: 1:02.87 (32.50) 150m: 1:34.04 (31.17) 200m: 2:05.26 (31.22) | | | | | |
| 51 |  Maxwell Latu | 15 |  | 0.77 | 2:05.56 | +1.38 |
| | Entry: 2:04.18 50m: 28.90 100m: 1:00.05 (31.15) 150m: 1:32.64 (32.59) 200m: 2:05.56 (32.92) | | | | | |
| 52 |  Oscar Pederser | 17 |  | 0.69 | 2:06.03 | +3.74 |
| | Entry: 2:02.29 50m: 28.02 100m: 59.41 (31.39) 150m: 1:32.67 (33.26) 200m: 2:06.03 (33.36) | | | | | |
| 53 |  Finlay McNabb | 18 |  | 0.66 | 2:06.36 | +3.43 |
| | Entry: 2:02.93 50m: 29.00 100m: 1:00.79 (31.79) 150m: 1:33.55 (32.76) 200m: 2:06.36 (32.81) | | | | | |